

TEL. 9575997, 9567298, 9554725

JANATA BANK LIMITED

For Previous Rate Sheet Click

PABX-575,

TREASURY DEPARTMENT

<https://goo.gl/URA0t4>

Mail: fxdeal@janatabank-bd.com

HEAD OFFICE, DHAKA

Exchange Rate Circular - 33

INDICATIVE ONLY: Rates may vary in the

DATE: 16 Feb 2020

EFFECTIVE DATE: 16 Feb'2020

same day

Sunday

A) CROSS RATE OF N.Y CLOSING & S.E. ASIAN MARKETS AS ON 14/02/2020

	GBP/USD	EUR/USD	USD/JPY	USD/C.DLR	USD/S.FRA	AUD/USD
SELLING	1.3047	1.0834	109.7400	1.3252	0.9820	0.6717
BUYING	1.3046	1.0830	109.7700	1.3253	0.9825	0.6713

B) JANATA BANK LTD'S CASH

CURRENCY & T.C TO PUBLIC TK PER UNIT OF FOREIGN CURREN

SELLING	CURRENCY	BUYING	SELLING	CURRENCY	BUYING
87.6000	US Dollar	86.4000	23.6000	Saudi Riyal	22.7000
113.0000	G. B. Pound	111.3000	24.0000	UAE. Dirham	23.0000
94.0000	Euro	91.7000	20.7000	MAL.Ringit	19.4000
60.1000	Aus. Dollar	58.1000	1.2600	Indian Rupee	1.1800

BE SAME AS SELLING T.T.& O.D AND BUYING O.D. TRANSFER

C)	SELLING		NAME OF CURRENCY	BUYING			
	T.T.& O.D.	B.C.		T.T.CLEAN	T.T.DOC	O.D.SIGHT EXP.BILLS	O.D. TRANSFER
	84.9500	84.9500	US Dollar	84.2000	84.1500	84.1000	83.9000
	111.7736	111.9127	G. B. POUND	110.4779	110.1605	109.9380	109.4955
	94.2174	94.3499	EURO	92.8951	92.5476	92.3299	91.4622
	0.7962	0.8016	JP.YEN	0.7752	0.7683	0.7671	0.7643
	66.1079	66.2518	CAN.DLR	65.9908	65.8174	65.6209	65.0144
	87.1487	87.3192	SWISS.FRANC	86.4697	86.2781	86.1965	86.0949
	222.7782	223.3427	OMANIAN RIYAL	219.1558	218.9221	218.2800	217.9579
	11.0000	11.4214	H.K.DLR	10.9104	10.8989	10.8670	10.8352
	62.7108	64.1824	SING.DLR	62.8777		62.6355	60.9979
	2.7429	2.7539	THI.BAHT	2.7149		2.7041	2.6962
	20.6690	20.7262	MAL.RINGIT	20.4611		20.3797	20.3200
	23.2998	23.3079	UAE.DIRHAM			22.9841	22.9168
	22.8183	22.8763	SAUDI RIYAL			22.5085	22.4400
	23.4874	23.9392	QATAR RIYAL				22.7013
	283.9863	284.2848	KUWAIT DINAR				275.0000
	224.0147	224.0943	BAHRAIN DINAR				219.2715
	12.9937	13.2047	CHINESE YUAN				11.5000

D) USANCE RATE:	30 DAYS	60 DAYS	90 DAYS	120 DAYS	150 DAYS	180 DAYS
US Dollar	83.5988	83.1077	82.6165	82.1253	81.6342	81.1430
G. B. POUND	109.2935	108.6491	107.7284	107.3602	106.7157	106.0713
EURO	91.7880	91.2461	90.4720	90.1623	89.6205	89.0786

E) FORWARD RATE:		1 MONTH	2 MONTHS	3 MONTHS	6 MONTHS	1 YEAR
SELLING	US Dollar	86.0894	86.5287	86.9181	88.2861	0.0000
BUYING	US Dollar	85.0982	85.1964	85.4946	85.6893	0.0000


F) NFCD INTT RATE, EFFECT ON: 16.02.2020 To 29.02.2020	1 MONTH	3 MONTHS	6 MONTHS	12 MONTHS
US Dollar	1.40013	1.45375	1.47538	1.56275
G. B. POUND	0.46000	0.50525	0.56438	0.64500
EURO	0.00000	0.00000	0.00000	0.00000

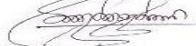
G) LIBOR AS ON 14/02/2020, 60 DAYS 1.66250 90 DAYS 1.69175 180 DAYS 1.71000


H) INDICATIVE RATE OF 01 SDR, USD WITH NTL, CUR OF ACU MEMBERS AS IMF RATE 14/02/2020	IN.RS	N.RS	SL.RS	PK.RS	BD TK	USD
USD 1	71.3864	115.8151	184.2469	141.6102	84.5800	
SDR 1	97.6219	158.3787	251.9603	193.6540	115.6643	1.3675


IN CASE OF AUS. DOLLAR CASH RATE WILL BE USED FOR T.T ALSO

Rates mentioned in row C, D, E and F are applicable only for bank's own customers.


 Md. Nur Islam
 PO
 Prepared By


 Md. Mokhlesur Rahman
 SPO
 Checked By


 M.M. Awrangzeb
 AGM
 Authorised Signature


 Md. Tofazzal Hossain
 DGM
 Authorised Signature